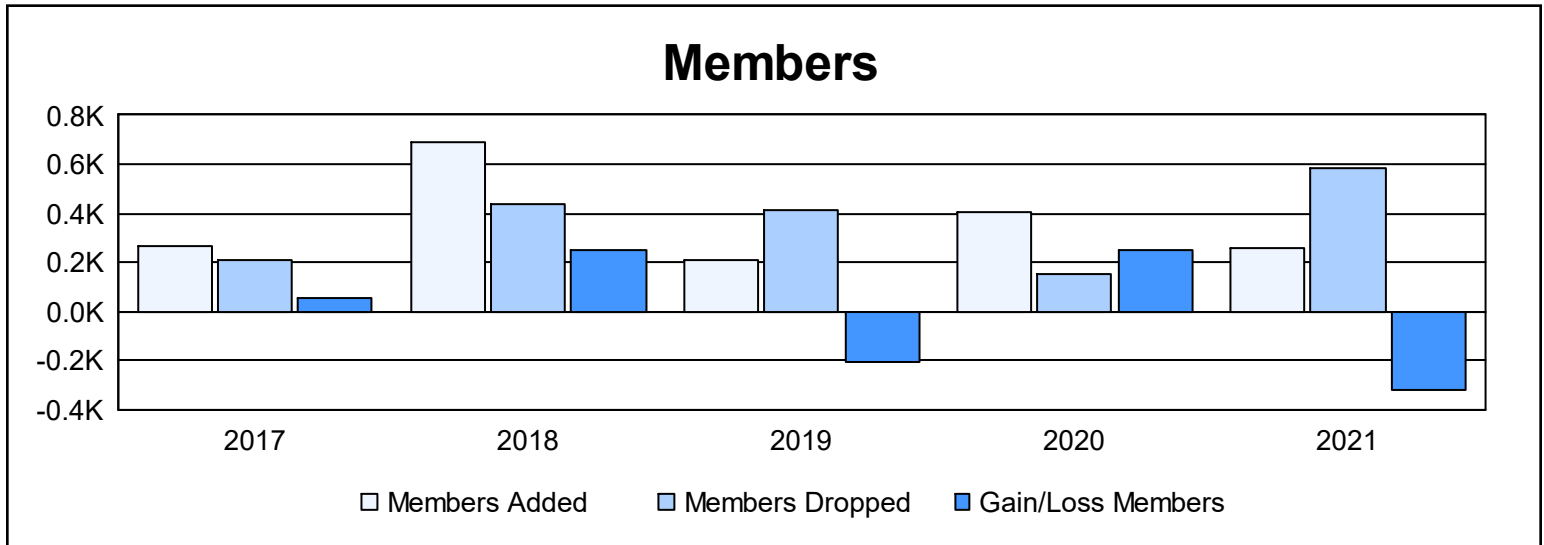
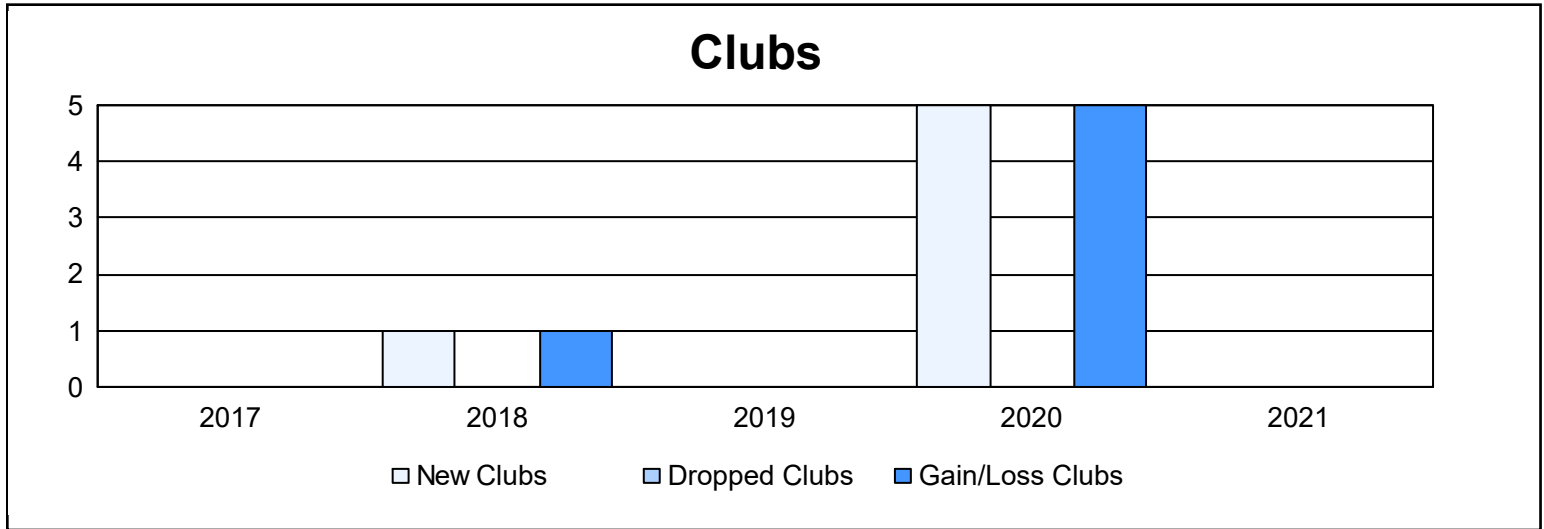
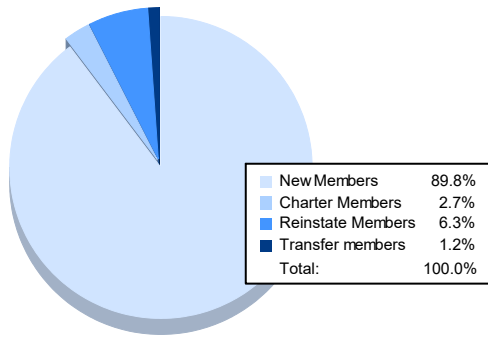


Year	New Clubs	Dropped Clubs	Gain/Loss Clubs	New Members	Charter Members	Reinstate Members	Transfer Members	Total Member Added	Total Members Dropped	Gain/Loss Members
2016-2017	0	0	0	242	9	10	6	267	213	54
2017-2018	1	0	1	610	41	27	8	686	437	249
2018-2019	0	0	0	178	3	23	5	209	415	-206
2019-2020	5	0	5	203	169	14	15	401	153	248
2020-2021	0	0	0	230	7	16	3	256	580	-324
<b>Average</b>	<b>1</b>	<b>0</b>	<b>1</b>	<b>293</b>	<b>46</b>	<b>18</b>	<b>7</b>	<b>364</b>	<b>360</b>	<b>4</b>



### Membership Composition June 2021 Cumulative



### Gender Composition June 2021 Cumulative

